

**RUSH  
WITT &  
WILSON**



**Home173 The Gateway, Bexhill-On-Sea, East Sussex TN40 2GS  
£494,995 Freehold**

**\*Stunning New Development Bexhill\***

**Plot 101, 'The Saffron' is a four bedroom home, comprising living room, kitchen/ dining room, and a useful downstairs cloakroom/wc. To the first floor, you'll find four bedrooms, with the main benefiting from ensuite, and an additional family bathroom. Externally, the property boasts private rear garden, and allocated parking and garage and benefits from an EV Charging point. The property comes situated in this highly convenient location, within 1.5 miles of Bexhill Town, Bexhill Seafront and Bexhill Train Station, which offers direct links to London Victoria, Gatwick Airport and Ashford International. Call Rush, Witt & Wilson Bexhill today for more information!**



### Entrance Hallway

### Living Room

### Kitchen Area

12'11 x 12'1 (3.94m x 3.68m)

### Dining Area

13'0 x 9'10 (3.96m x 3.00m)

### Cloakroom

### First Floor

### Landing

### Bedroom One

11'9 x 9'6 (3.58m x 2.90m)

### En-Suite

### Bedroom Two

12'3 x 9'6 (3.73m x 2.90m)

### Bedroom Three

13'2 x 9'5 (4.01m x 2.87m)

### Bedroom Four/Study

10'0 x 9'10 (3.05m x 3.00m)

### Family Bathroom

### Agents Note

Council Tax Band - TBA

Fixtures and fittings: A list of the fitted carpets, curtains, light fittings and other items fixed to the property which are included in the sale (or may be available by separate negotiation) will be provided by the Seller's Solicitors.

### Important Notice:

1. Particulars: These particulars are not an offer or contract, nor part of one. You should not rely on statements by Rush, Witt & Wilson in the particulars or by word of mouth or in writing ("information") as being factually accurate about the property, its condition or its value. Neither Rush, Witt & Wilson nor any joint agent has any authority to make any representations about the property, and accordingly any information given is entirely without responsibility on the part of the agents, seller(s) or lessor(s).

2. Photos, Videos etc: The photographs, property videos and virtual viewings etc. show only certain parts of the property as they

appeared at the time they were taken. Areas, measurements and distances given are approximate only.

3. Regulations etc: Any reference to alterations to, or use of, any part of the property does not mean that any necessary planning, building regulations or other consent has been obtained. A buyer or lessee must find out by inspection or in other ways that these matters have been properly dealt with and that all information is correct.

4. VAT: The VAT position relating to the property may change without notice.

5. To find out how we process Personal Data, please refer to our Group Privacy Statement and other notices at <https://rushwittwilson.co.uk/privacy-policy>

## Why buy at 'The Gateway?'

# HBF 2025 5 STAR HOUSEBUILDER - 90% of our customers would recommend us!

Close to the sunny coast with beautiful beaches!

Only a 30 minute walk to the train station!

Nearby to leisure facilities and retail park

Energy efficient homes - save up to 64% on your energy bills^

Fantastic transport links via road and rail

A wide range of assistance schemes to get you moving - ask our sales team for more information.

A range of 'Good' and 'Outstanding' schools nearby

10-year warranty from the NHBC, 2-year Vistry Warranty

Modern Design with variety of designs and layouts to choose from

Chain-free and stress free with purchase assistance

EV Charging Point Included

New homes are built to a higher standard than ever before!

Variety of styles and finishes to personalise your home!





GROUND FLOOR  
675 sq.ft. (62.7 sq.m.) approx.


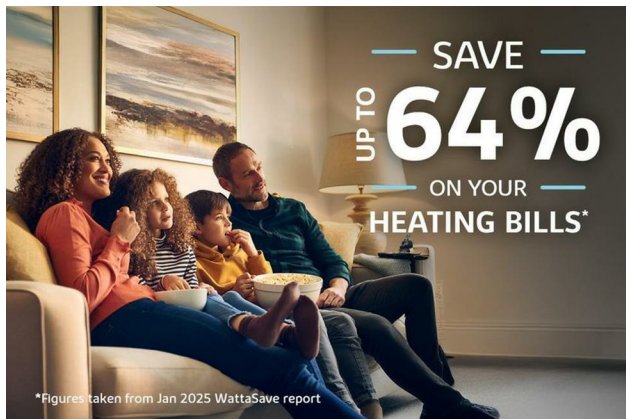


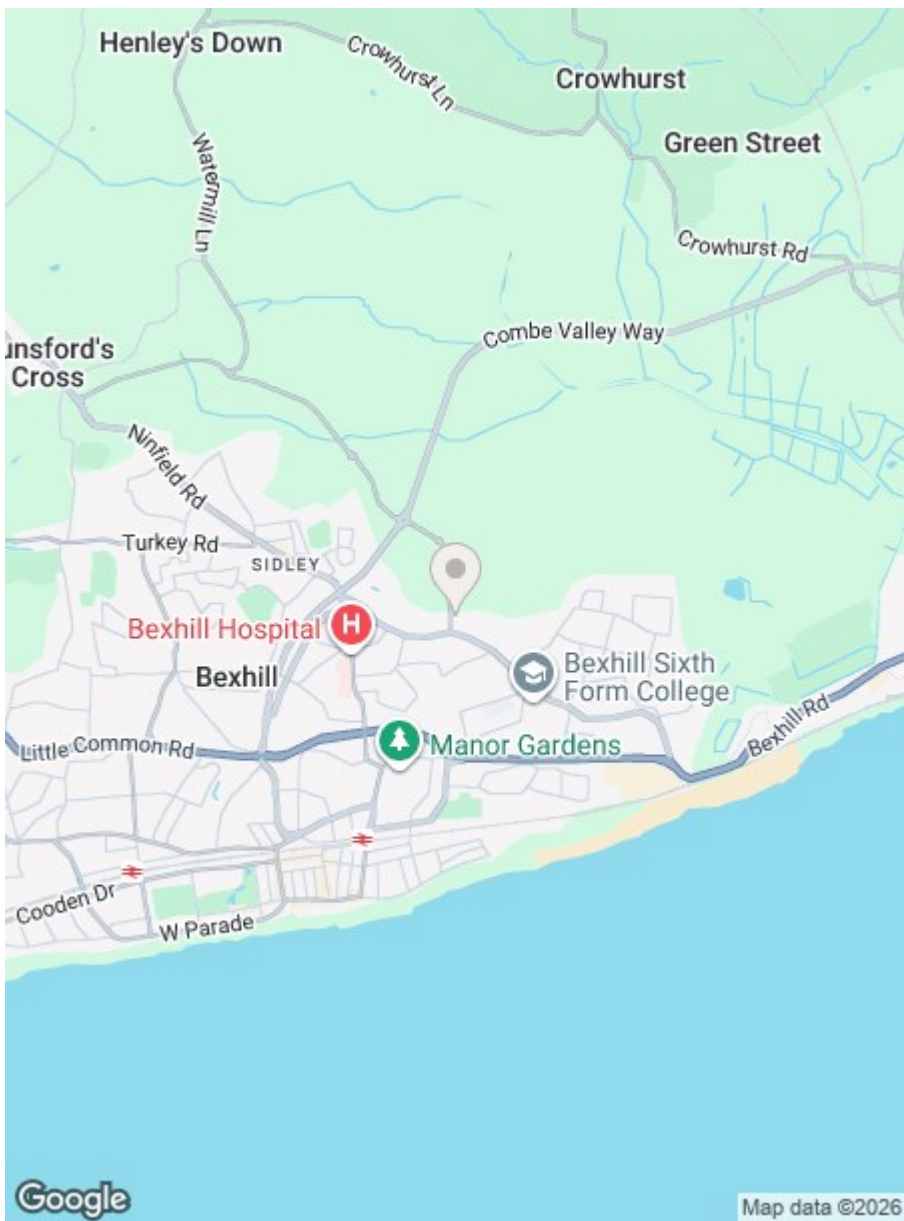
1ST FLOOR  
675 sq.ft. (62.7 sq.m.) approx.



TOTAL FLOOR AREA : 1351 sq.ft. (125.5 sq.m.) approx.

Whilst every attempt has been made to ensure the accuracy of the floorplan contained here, measurements of doors, windows, rooms and any other items are approximate and no responsibility is taken for any error, omission or mis-statement. This plan is for illustrative purposes only and should be used as such by any prospective purchaser. The services, systems and appliances shown have not been tested and no guarantee as to their operability or efficiency can be given.  
Made with Metropix ©2025





- 2 bedroom homes
  - The Sorrel
  - Sage Home
- 3 bedroom homes
  - The Angelica
  - The Nutmeg
  - The Fennel
  - Sage Home
- 4 bedroom homes
  - The Cardamon
  - The Saffron
  - The Woodruff
  - Sage Home
- Pre-sold homes
  - 1 & 2 bedroom homes
  - 2 bedroom homes
  - 3 bedroom homes
  - 4 bedroom homes
- Sage Homes  
built by Countryside Homes
- v visitor space
- ss substation
- carport

**RUSH  
WITT &  
WILSON**

**Residential Estate Agents  
Lettings & Property Management**



**3 Devonshire Road  
Bexhill-on-Sea  
East Sussex  
TN40 1AH  
Tel: 01424 225588  
bexhill@rushwittwilson.co.uk  
www.rushwittwilson.co.uk**